



SolidBlack HD-TPO (with Moisture Barrier Lip & Tape) - Installation Instructions



1) Subfloor surface must be clean and dry before installation.




2) Start in a corner. Unroll SolidBlack HD underlayment over subfloor with vapor barrier film (Logo Imprinted Side) **down** against subfloor. Be sure tape strip side is next to the wall and overlapping lip is toward the open room.



3) Roll out next row in the same manner butting foam close to first row and covering overlapping moisture barrier lip. Do not overlap foam pad just the moisture barrier lip.



4) Remove tape liner and secure the overlapping moisture barrier to it. Continue with installation. Seal all open seams with aggressive adhesive plastic tape.



5) Install flooring per manufacturers instructions.

